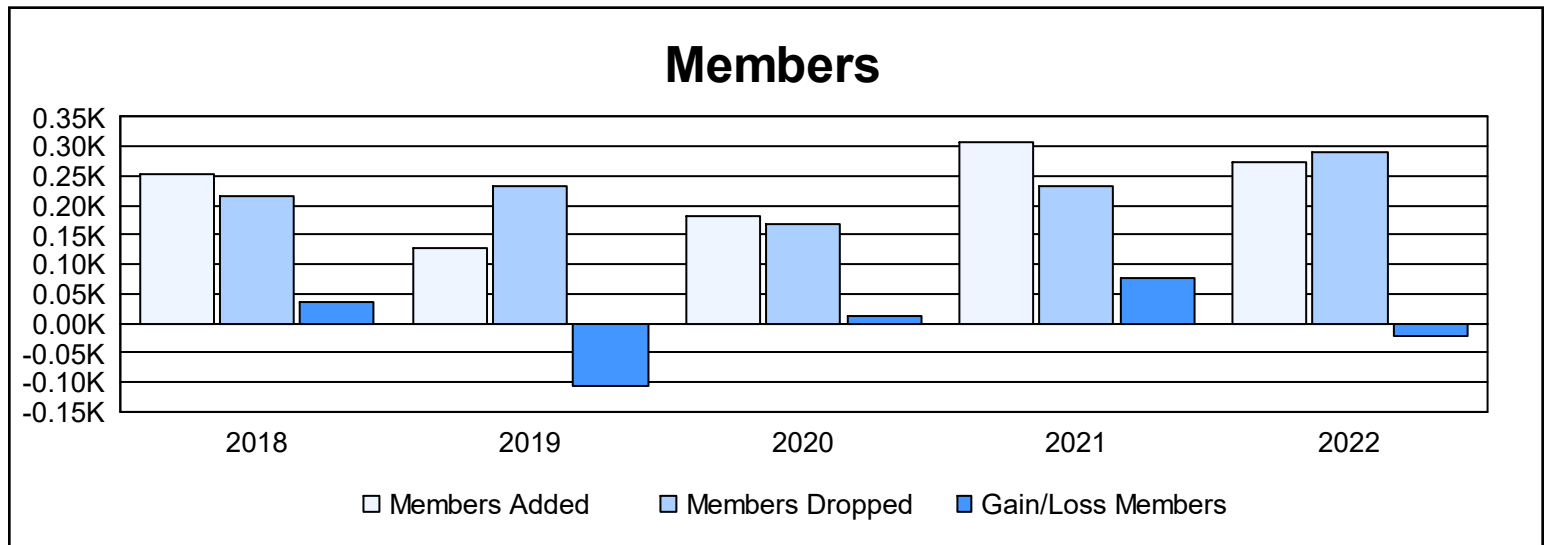
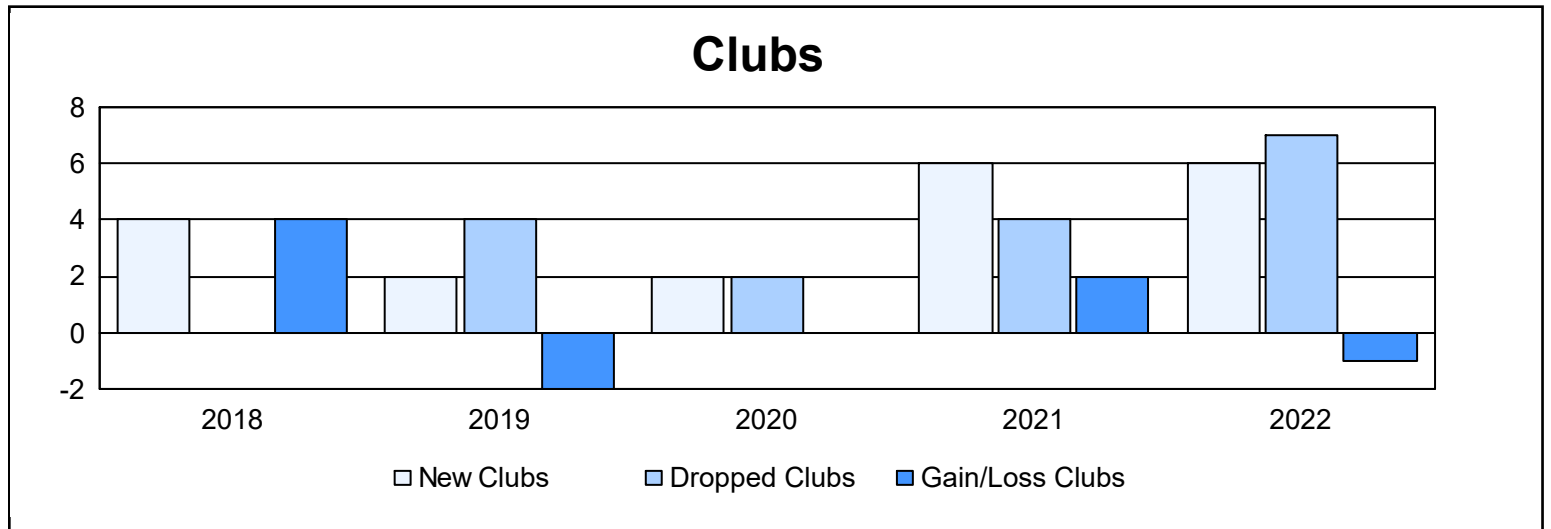
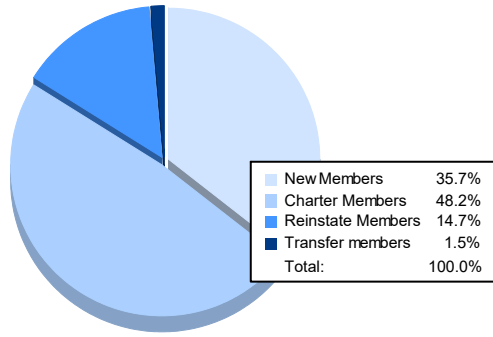


| Year | New Clubs | Dropped Clubs | Gain/ Loss Clubs | New Members | Charter Members | Reinstate Members | Transfer Members | Total Member Added | Total Members Dropped | Gain/ Loss Members |
|----------------|-----------|---------------|------------------|-------------|-----------------|-------------------|------------------|--------------------|-----------------------|--------------------|
| 2017-2018 | 4 | 0 | 4 | 150 | 87 | 8 | 8 | 253 | 217 | 36 |
| 2018-2019 | 2 | 4 | -2 | 71 | 43 | 9 | 3 | 126 | 234 | -108 |
| 2019-2020 | 2 | 2 | 0 | 123 | 37 | 11 | 10 | 181 | 170 | 11 |
| 2020-2021 | 6 | 4 | 2 | 153 | 112 | 42 | 1 | 308 | 232 | 76 |
| 2021-2022 | 6 | 7 | -1 | 97 | 131 | 40 | 4 | 272 | 292 | -20 |
| Average | 4 | 3 | 1 | 119 | 82 | 22 | 5 | 228 | 229 | -1 |



Membership Composition June 2022 Cumulative



Gender Composition June 2022 Cumulative

